

Planeti

Hvala Vam što ste preuzeli ovaj dokument!

Nekoliko pravila za upotrebu:

Smijete koristiti ovaj dokument za osobnu, nekomercijalnu upotrebu

Smijete spremi dokument na svoje računalo

Smijete umnažati ovaj dokument za svoju djecu ili učenike

Smijete uputiti prijatelje da preuzmu vlastiti primjerak dokumenta sa stranice www.pametnaglavica.com

Ne smijete dijeliti direktnu poveznicu na ovaj pdf dokument

Ne smijete modificirati ovaj dokument i proglasiti ga svojim autorskim djelom

Ne smijete prodavati niti ni na koji način profitirati od ovog dokumenta

Ne smijete dijeliti ovaj dokument putem elektroničke pošte niti ga pohranjivati na mrežne lokacije s kojih ih drugi mogu preuzeti (npr. osobni blog, vlog, Dropbox, Facebook grupe, Amazon Inspire, 4Shared, itd.).

PRIPREMA: Isprintajte stranice i vježbajte pisanje riječi različitih planeta. Proučite kako koji planet izgleda i ako želite obojite crteže.

Autori crteža:



Pratite nas!

Blog: www.pametnaglavica.com

Facebook: <https://www.facebook.com/pametnaglavicablog/>

E-pošta: maja@pametnaglavica.com



Dan planeta Zemlje

Blank handwriting practice lines consisting of a solid top line, a dashed middle line, and a solid bottom line.



Merkur

Handwriting practice lines consisting of a solid top line, a dashed middle line, and a solid bottom line. The word 'Merkur' is written in a dashed font between the top and middle lines, and there are two additional empty sets of these lines below it for practice.



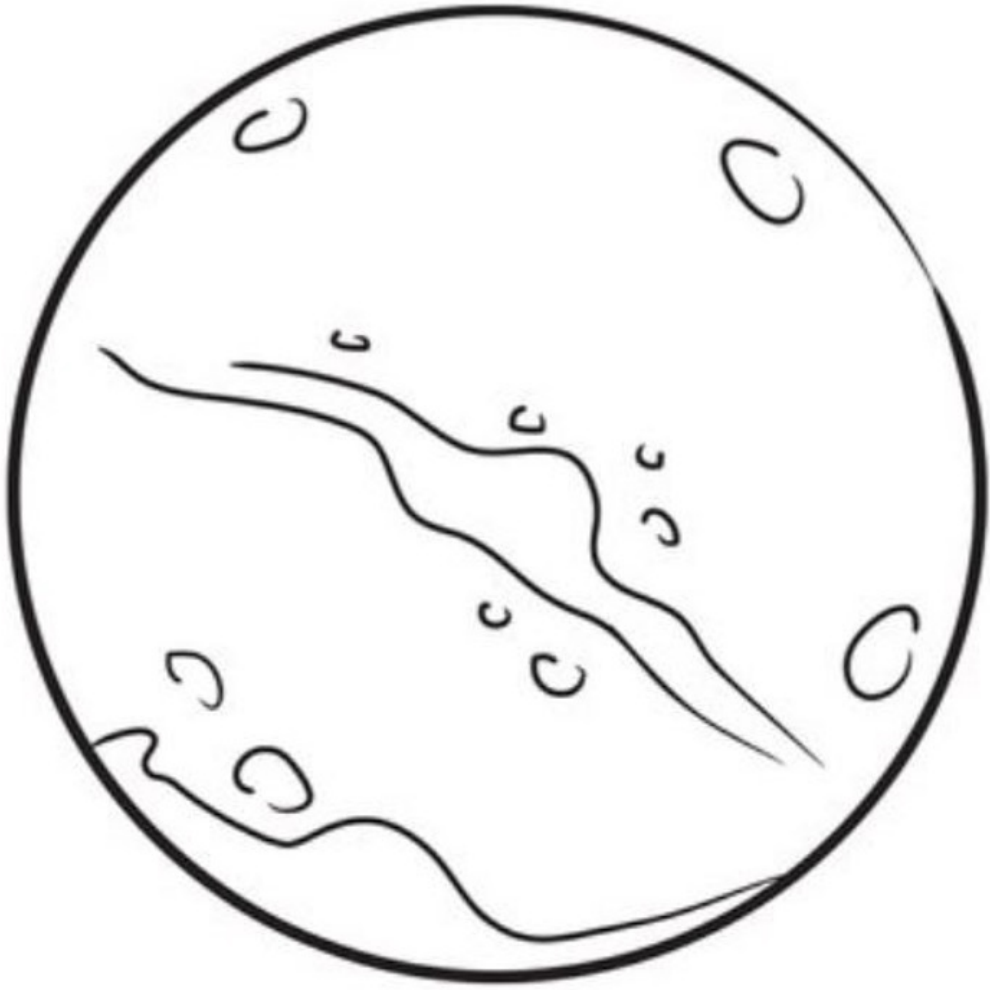
Venero

Blank handwriting practice lines consisting of a solid top line, a dashed middle line, and a solid bottom line.



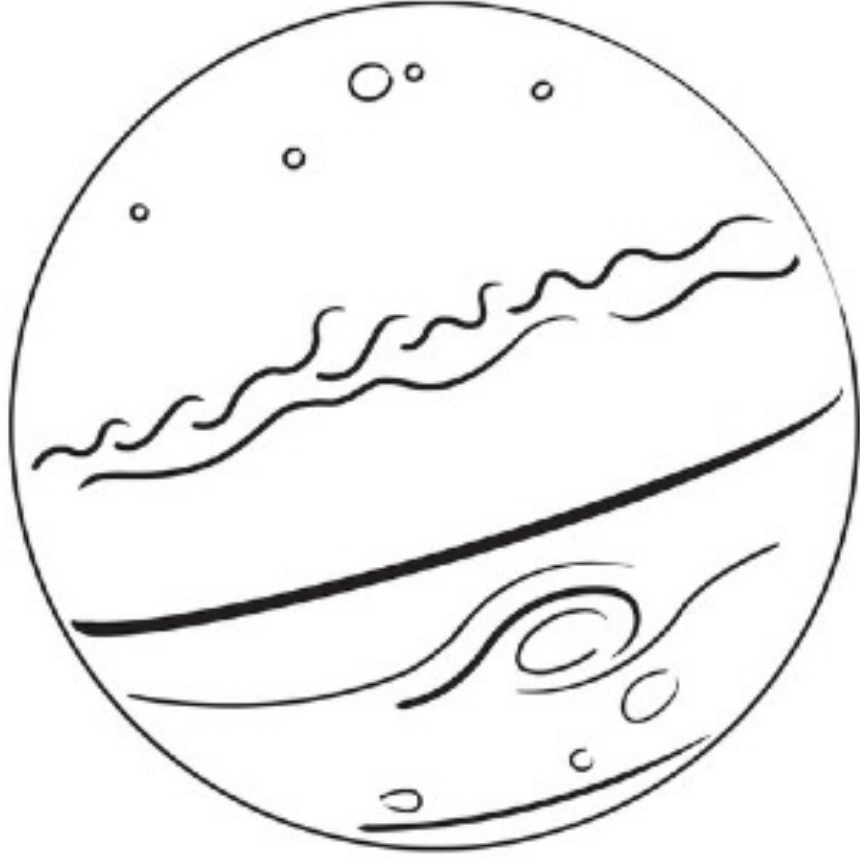
Zemlja

Handwriting practice lines consisting of a solid top line, a dashed middle line, and a solid bottom line.



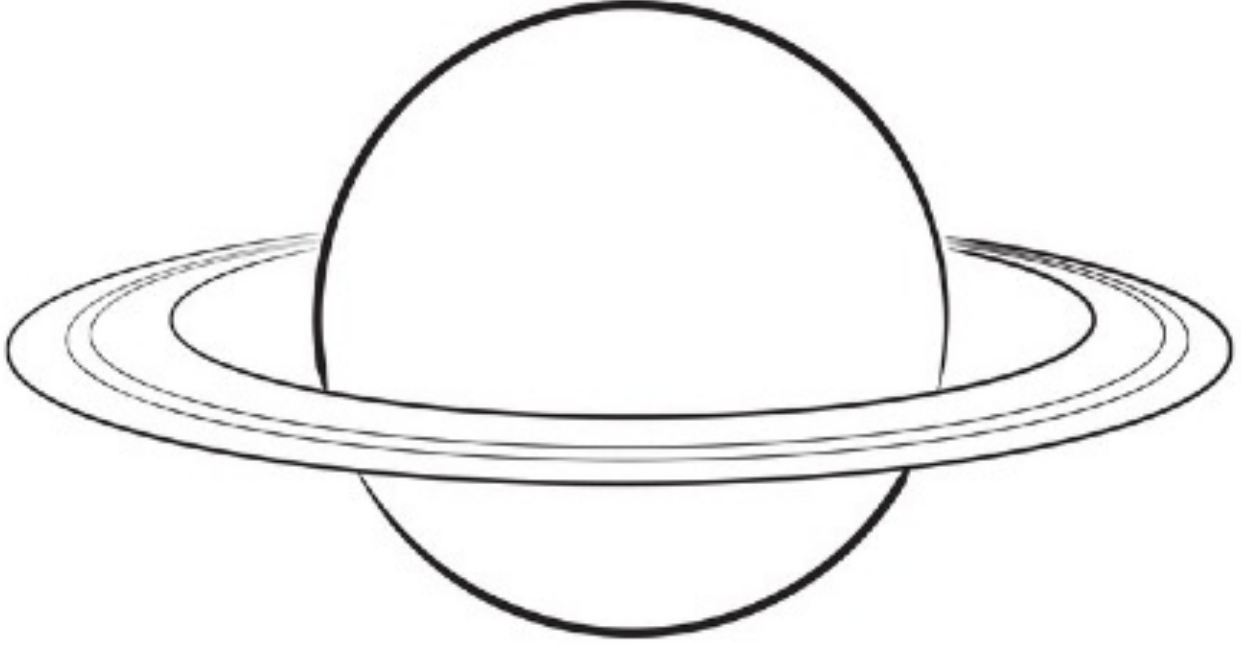
Mors

Handwriting practice lines consisting of four horizontal lines: a solid top line, a dashed middle line, a solid bottom line, and a solid baseline below the dashed line.



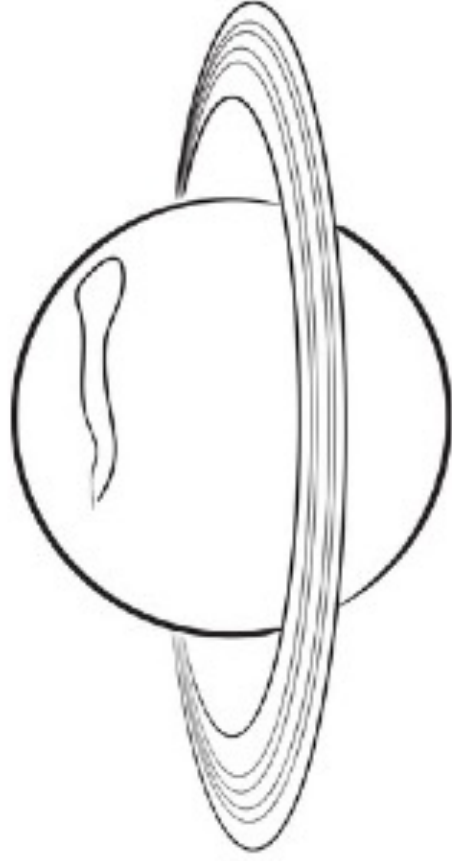
Jupiter

Handwriting practice lines consisting of a solid top line, a dashed middle line, and a solid bottom line. The word "Jupiter" is written in a dashed font between the top and middle lines, with vertical dashed lines extending from the top and bottom lines through the letters to guide letter height and placement.



Saturn

Handwriting practice lines consisting of a solid top line, a dashed middle line, and a solid bottom line. Below the word "Saturn" are two additional sets of these three-line guides for independent practice.




Uran

Handwriting practice lines consisting of a solid top line, a dashed middle line, and a solid bottom line. The word "Uran" is written in a dashed font between the top and middle lines, and the rest of the lines are empty for practice.




Neptun

Handwriting practice lines consisting of a solid top line, a dashed middle line, and a solid bottom line. The word "Neptun" is written in a dashed font between the top and middle lines, with a vertical dashed line extending from the bottom of the letter 'n' to the bottom line.



Mjesec

Handwriting practice lines consisting of four horizontal lines: a solid top line, a dashed middle line, a solid bottom line, and a solid baseline. The word "Mjesec" is written in a dashed font between the top and bottom lines, with a dot above the letter 'j'.



A kao astronaut

Blank handwriting practice lines consisting of a solid top line, a dashed middle line, and a solid bottom line.